



District Report Card: 2017


State: Kerala	District: Palakkad
Class: 3	Subject: Language
Schools: 61	Students: 1275


Participation/Coverage


Students

GENDER 	Boys		Girls	
	Number	%	Number	%
	597	46.82	678	53.18

AREA 	Rural		Urban	
	Number	%	Number	%
	1159	90.90	116	9.10

CATEGORY 	SC		ST		OBC		GEN	
	Number	%	Number	%	Number	%	Number	%
	256	20.08	46	3.61	921	72.24	52	4.08

CWSN 	LD	VI	HI	S&LD	ID	Oth
	6	4	0	0	1	5

Management 	Government		Government-aided	
	Number	%	Number	%
	379	29.73	896	70.27

Average Performance of Students in Language (%)

Overall	Gender		Area		Management		Social Group			
	Male	Female	Rural	Urban	Govt.	Aided	SC	ST	OBC	GEN
63.67	61.36	65.70	63.56	64.77	62.20	64.29	62.86	53.48	64.50	61.92

Performance on Learning Outcomes (LOs)

Learning Outcomes	Description	Average Performance(%)
L304	Reads small texts with comprehension i.e., identifies main ideas, details, sequence and draws conclusions	62.84
L312	Reads printed scripts on the classroom walls: poems, posters, charts etc.	65.33

Range of Performance of Students who Answered Correctly							
Below 30%		30% - 50%		50% - 75%		Above 75%	
Number	%	Number	%	Number	%	Number	%
77	6.04	270	21.18	533	41.80	395	30.98

Lowest Performing Learning Outcomes (LOs)

- 1 - Reads small texts with comprehension i.e., identifies main ideas, details, sequence and draws conclusions (62.84)
- 2 - Reads printed scripts on the classroom walls: poems, posters, charts etc. (65.33)